

MP2600iec

IEC61131-3 on the Sigma-5 Amplifier



IEC on the Drive

The MP2600iec is a machine controller module fully integrated into Yaskawa's latest Sigma-5 series servo amplifier.

- One software platform, MotionWorks IEC, allows applications to scale up from single to multi-axis control within a standard IEC61131-3 environment
- PLCopen Function Blocks in MotionWorks IEC simplify programming
- Diagnostic Web server reduces field maintenance time.
- Optional OPC server allows for HMI or Data Acquisition
- Sigma-5 autotuning and vibration suppression algorithms provide easy setup
- Wide product range of Sigma-5 (110/230/480 VAC from 50W to 15kW) enables flexible designs

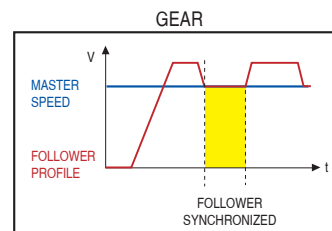
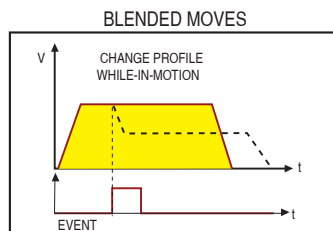
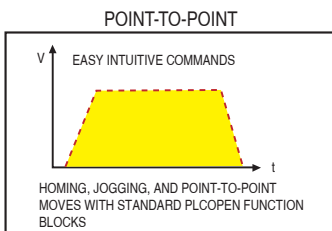
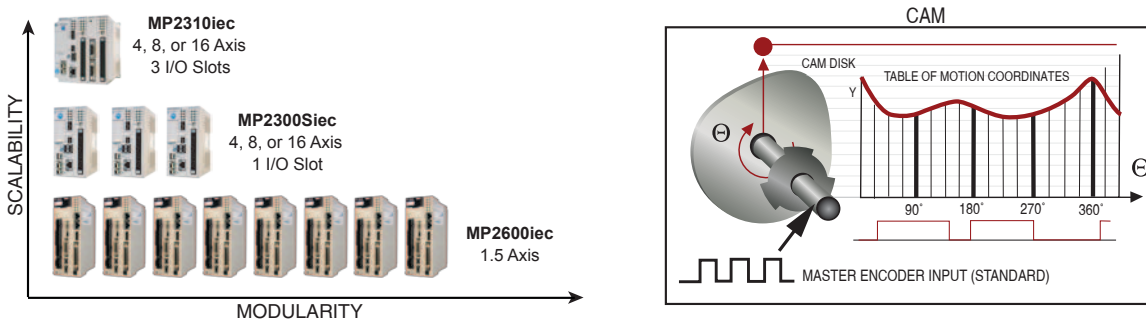
	<i>MotionWorks</i> [®] IEC EXPRESS	<i>MotionWorks</i> [®] IEC PROFESSIONAL
Tasks	1	16
IEC61131-3 Languages	Ladder Diagram Function Blocks Structured Text	Ladder Diagram Function Blocks Structured Text Sequential Function Chart Instruction List



Modbus/TCP



Programmable Motion with Unmatched Scalability and Modularity



MP2600iec

IEC61131-3 on the Sigma-5 Amplifier

MP2600iec Specifications

Item		Specification		
CPU		200 MHz, 32 bit, ARM 9		
Memory	SDRAM	32 MB		
	SRAM	512 kB with battery backup		
	Flash	4 MB flash. Code and parameter storage.		
Operator interface		LED 10 LEDs (red and green - operating mode, communication and error status)		
		User Configuration 6x DIP switch (operating mode and communication configuration)		
User I/O	Controller-Side (CN13)	Network	2x 100baseTX Ethernet	
		Digital input	8 programmable inputs	
		Digital output	8 programmable outputs	
		Analog input	1 ch., +/- 10V, 16 bit	
		Analog output	1 ch., +/- 10V, 16 bit	
	Servo-Side (CN1)	Pulse counter	RS-422-compatible pulse counter input (quadrature, pulse and direction, and up/down counter modes) with 5, 12, and 24V position latch inputs	
		Sequence Input	Allocated*	Number of Inputs: 7 (1 registration input latches external encoder in 5 μ s) Functions: The signal allocation and positive/negative logic can be modified. Forward run prohibited (/P-OT), reverse run prohibited (/N-OT), forward torque limit (/P-CL), reverse torque limit (/N-CL), general-purpose input signal (/SI0 to /SI6)
			Fixed	Servo Alarm (ALM)
		Sequence Output	Allocated*	Number of Outputs: 3 Functions: The signal allocation and positive/negative logic can be modified. Positioning completion (/COIN), speed coincidence detection (/V-CMP), servomotor rotation detection (/TGON), servo ready (/S-RDY), torque limit detection (/CLT), speed limit detection (/VLT), brake (/BK), warning (/WARN), near (/NEAR)
Network capability		2 Ethernet Ports (100 Mbps Autocrossover) OPC (Client and Server required) Ethernet/IP Modbus/TCP		
Programming standards		IEC61131/PLCopen		
Diagnostic and configuration interface		Web interface		
Motion control		1 controlled axis and 1 external encoder input plus virtual axis		
Servo-Side Safety Functions	Input	/HWBB1, /HWBB2: Baseblock signal for power module		
	Output	EDM1: Status monitor (fixed output) of built-in safety circuit		

* Allocated I/O can also be used as programmable I/O.

Model Number Designation

